

Introduction Document

Soul Barista



To: JDE MSU's
From: Rob van der Heijden – Global Commercial Manager Barista Stations
Samuel Liversage – Global Operations Specialist Barista Stations
Linda Schneider – R&D Equipment Development Specialist

Content

Content.....	2
1 Introduction Soul Barista	3
2 Concept information	4
2.1 Variants	4
2.2 Drink specifications	5
2.3 USP's.....	5
3 Versions, Kits & Options	6
3.1 Machine and fridge	6
3.2 Branding elements & GUI set-up.....	6
3.3 Options	6
3.4 Connectivity.....	10
3.5 Product hierarchy information	10
4 Phase in – Phase out.....	11
4.1 Replacing machines	11
4.2 Phase-in process.....	11
4.3 Phase-out Barista PRO.....	Error! Bookmark not defined.
5 Technical Data Sheet check	11
6 Service Aspects	12
7 Packaging and specifications	12
8 Contact persons.....	Error! Bookmark not defined.
8.1 Contact persons Soul Barista	Error! Bookmark not defined.
8.2 Contact persons New Soul	12

1 Introduction Soul Barista

This document is written to support the launch of the Soul Barista . The Soul Barista is replacing the Schaerer Barista Professional in the Barista Stations concept. The Soul Barista is based on the New Soul platform and can be seen as a 5th variant of the New Soul.

For the following brands recipes and specific GUI media packages are developed:

- Espresso House
- PRET Express (UK)
- Pret Coffee Shop (France)
- L'OR
- Unbranded

When a change is required , this can be done by the MSU's by:


- Changing the recipes
- Changing the media packages



2 Concept information

2.1 Variants

The New Schaerer Soul will have 6 configurations. The first 4 configurations are already described in the New Soul introduction document. The 5 and 6th variant dedicated for the Barista Stations concept is the Soul Barista .

NEW SOUL BARISTA	
	
Vendor material numbers	040190-00000258
Vendor material number UK	040190-00000260
SKU JDE	64102342
SKU JDE UK Spec	64102333
Capacity / year	50.000
Brewers	Standard
Hot Water Boiler one	yes
Steam Boiler (for BestFoam)	yes
CONFIGURATION	2 Bean Cannisters + 1 instant cannister
Bean & Powder hopper extension	As sparepart
Lockable hopper lids	yes
Milk	Twin milk (plant based & cow) NOT LACTOSE FREE
BestFoam Fresh Milk System	Yes
Brewing Accelerator (for large drinks i.e. Americano)	Yes
Telemetry/Connectivity (CoffeeLink Modem)	Yes
GUI/Screen	12"
Separate hot water	Yes
Autom. height adjustable outlet	Yes
Flavor Station Preparation	Yes
Phasing 1 or 3	1
MDB/RS232 connection	Yes

2.2 Drink specifications

The recipes can be downloaded from JDE support as of April 1st. These are dedicated Soul Barista settings to start with and can be adjusted where needed by local organizations.

2.3 USP's

The Soul Barista configuration enables latest technology and the best machine fit for the Barista Stations concept, while optimizing the cost price.

Be your own Barista

Café experience and menu variety

- Maximum user experience (12 inch screen)
- Large drink variety: Twin milk, 4 flavors, extra espresso shot, 2 blends, hot chocolate powder
- Customizable brand experience in video enabled GUI
- Updated telemetry platform for counter based billing , data driven decision making and quality control

3 Versions, Kits & Options

Below the overview of article codes and prices for machines versions, branding, kits, options for the Soul Barista only.

3.1 Machine, fridge and syrup module

The machine and its accompanying products are built in a modular set-up in the system. For the Soul Barista to be used in Barista Stations it was decided to always use the under the counter fridge and syrup module.

MACHINES			
Type	Supplier #	JDE SAP #	SKU description
Soul Barista	040190-00000258	64102342	Soul Barista
Soul Barista UK	040190-00000260	64102333	Soul Barista UK

FRIDGES			
Fridges	Supplier #	JDE SAP #	Remarks
SOUL COOLING UNIT C60 TWIN UC 2X10L	040446-00000110	55124381	Under counter fridge

KIT Options	Supplier #	JDE SAP #	Remarks
FLAVOUR UNIT			
SOUL UNDER COUNTER FLAVOUR UNIT	040446-00000020	55124173	

3.2 Options

There are various options which can be ordered simultaneously with the Soul Barista .

Payment related options:

PAYMENT OPTIONS ALSO available for left side of machine numbers on request						
Type	Supplier #	JDE SAP #	Required for: Coin changer	Required for Coin acceptor	Required for Card reader	SKU description
Empty housing with front-loader, placed right	059018	55124661	Yes	Yes	Yes	ADD-ON HOUSING RI+MOUNTING SET
Cover plate right side	060427	55124034	Yes	Yes	Yes	Right casing add-on housing bl
Cover plate front "blind", front-loader	073695	55120650			Yes	COVER PLATE FRONT BLIND PAYMENT BOX
<i>Nayax card reader</i>	<i>Nayax</i>					<i>Sourced locally</i>

Retrofittable options:

Retrofittable options		
Type	Supplier #	JDE SAP #
FRESH/WASTE WATER TANK SOUL	074655-001	55119827
WASTE WATER TANK SOUL	079686-001	55119828

Allergen stickers available in English: 55115670. In the next software release the allergen information will be included in the Schaerer software.

3.3 Branding elements & GUI set-up















New branded media packages will be made available through JDE support. These can be amended locally.

Branded media packages for Soul Barista GUI in scope:

- Espresso House
- PRET Express (UK)
- Pret Coffee Shop (FRA)
- L'OR (same as for Premium L 'OR New Soul)
- Unbranded (same as for Premium unbranded New Soul)

The machines are delivered without a recipe file and media packages loaded into the machine. The latest file for these brands to start with can be downloaded from JDE support.

Drink groups to be defined by MSU marketing.

L'OR	Espresso House	PRET Express UK	Unbranded
			
			
			No screensaver
			No bye screen

Milk

Twin milk is available in Soul Barista . Twin milk feature offers the possibility to provide two different milk types, e.g. whole and skimmed milk, stored in the container of the cooling unit. Minimum 1% protein required for good foaming. Local testing always required. BE AWARE: not usable for allergen free solution as milk is going to same hose.

April 2022 allergen feature in GUI expected to be available through Schaerer software update.

Flavours

The flavours which are available for the Soul Barista are the same as for the New Soul.

For the special flavour the following flavours are already developed and available in the alternative flavours folder with the media package:

Available special flavours	Example
Salted Caramel	
Chocolate-Cookie	
Gingerbread	
Pumpkin	
Cinnamon Xmas	
Empty bowl (available for developing a new flavour)	

Cleaning & descaling

Refer to New Soul introduction document.

3.4 Connectivity

The New Schaerer Soul is standard equipped with the connectivity solution provided by Schaerer: Schaerer Coffee link (based on the Schaerer M2M data protocol). This digital service platform provides a range of functions, data, statistics for comprehensive monitoring, quality assurance and optimisation of individual business processes. Standard reports are available in the Schaerer Coffee link platform. Schaerer Coffee link is not yet integrated with JDE back office systems. For further questions the global connectivity team can be contacted (Alejandra.Rodriguez@JDEcoffee.com).

3.4.1 Manual Work around on Excel sheet

There is an excel sheet available for some basic data analysis. The downloads from the CoffeeLink website can be imported into this excel sheet and it will give an overview for the selected timeframe and the selected machines on:

- Number and value of the drinks taken
- Number of events (and which events)

This report will not show “down time” because this information is not available at this moment.

The MSUs will have access to Coffee Link and will be able to download the CSV files themselves. These files can be exported into Excel which the countries will use to do the manual invoicing and also to build local dashboards for machine counters and events.

- An instruction document will be available on how to retrieve the data from CoffeeLink (**Planned April 2022**)
- MSU’s will receive training and onboarding to CoffeeLink (**Planned April 2022**)

3.4.2 Tailor made report on Coffeelink website (available end H1 2022)

A tailor-made report will be made by Schaerer and this will be available on the Coffeelink website (V2.0).

3.4.3 Manual counter based billing (Timing Unknown)

This is the option the connectivity team has to make. See if it is possible to feed the downloads from the Coffeelink website into the JDE systems manually to enable CBB.

3.4.4 Automatic Counter Based billing (planned for end 2022)

This is planned for DevOps to link Schaerer Coffee Link V2 to JDE back office in Q4 2022.

All countries will use the manual work around described in 3.4.1 until end of Q4 2022. Thereafter once Schaerer Coffee Link V2 is linked to JDE back office the countries that are able to like the Netherlands and Nordics will move over to the Automated Counter Based Billing but countries like France and UK will remain on the manual process due to Kauri.

3.5 Product hierarchy information

ZCMA/ZOPT/ZMCN Machine: 01050102020062

4 Phase in – Phase out

4.1 Replacing machines

The Soul Barista is the successor of all the current Barista Professional in the Barista Stations concept. Launch timings are as per below. Only furniture produced after 1-4-2022 can facilitate placement of both machines. The new Soul Barista can only be ordered once the Barista Professional machines have been sold out. For exceptions please contact Samuel Liversage.

Phase-in process

Introduction dates							
2022							2023
	Jan 2022	Feb 2022	March 2022	Q2 2022	Q3 2022	Q4 2022	Q1 2023
Soul Barista							
Delisting							
Barista Professional	1-1-2022						
Spare parts available till			31-12-2029				
Improvement (CPS) related to will stop at			01-01-2022				
End of Service Date			31-12-2029				

5 Technical Data Sheet

Technical data Soul Barista	
Max drinks p/y	50.000
Capacity Bean container	1200 gr each
Capacity canisters	Choco: 2,75 Liter split:2 x 1,35 liter
Boiler capacity	Coffee/Hot water 0.8ltr Steam 1.2ltr
Solid waste container	60-70 coffee ground cakes
Drip tray capacity	Na, fixed drain required
Dimensions (HxWxD)	Height incl. bean hopper + key: 765 mm Width without accessories: 330 mm Depth: 576 mm
Required dimensions (HxWxD)	960 x 530 x 700
Table top	yes
Weight empty	55 kg
Power voltage	220-240 V, 50/60 Hz
Power consumption	3,6 Kw
Power plug	Schuko
Water supply	Fixed
Water connection	3/4
Drink adjustments possible	yes
Milk supply	Fresh (under the counter fridge)

Technical data Soul Barista	
Noise level	<70 db (A)

6 Service Aspects

See New Soul introduction document

7 Machine packaging

Logistic Data	
Length (in mm)	710
Width (in mm)	450
Height (in mm)	1090
Gross weight (Kgs)	65
Netto weight (Kgs)	55
Qty per Pallet	1
Qty per layer	1
LxBXH Pallet	1200x800x1090

8 Contact persons Soul Barista

Persons	Responsibilities	Email
Samuel Liversage	Operations Specialist Barista Stations	Samuel.Liversage@jdecoffee.com